



amazon alexa

Alexa, ask ADT to disarm my system with 2248.

Ok, system disarmed.

VOICE CONTROL WITH AMAZON ALEXA

Using Your ADT System is as Easy as Talking to Amazon Alexa

With the ADT Pulse skill, you can use your voice to manage your security and help keep your family and home safer.

Ask Alexa to tell ADT to do things like arm or disarm your system, capture video clips and even set your modes. Alexa can also provide you with the statuses of your security system and connected ADT devices, like telling you if you left the hall light on, what the current temperature is in your home, or if the front door is locked.

For extra security, ADT only allows certain security features like disarming the system, unlocking the doors and opening the garage to work by providing Alexa with a unique verbal PIN.

What You Can Do

"Alexa, ask ADT..."

- **Security.** "to disarm my system with 4792."
- **Locks.** "to lock the Front Door."
- **Lights.** "to turn off my Hallway Light."
- **Status.** "to check the status of my system."
- **Garage Door.** "to close the Garage Door."
- **Batteries.** "is the 'Front Door sensor battery low?'"
- **Camera.** "to record a clip of my front door camera."
- **Vacation.** "to set my mode to 'Vacation'."
- **Thermostat.** "the temperature of my thermostat."

Setup your Alexa Device and ADT Pulse Skill in 5 Easy Steps

1. **Install Your Alexa Enabled Device.** Install your Amazon Echo or Echo Dot by following the instructions that came with the device.
2. **Log into the Alexa App.** Download the Amazon Alexa app on your iOS or Android device and login using your Amazon.com account credentials.
3. **Enable the ADT Pulse Skill.** To enable the ADT Pulse Skill, tap on the "Skills" option located in the left side menu within the Alexa app. Type in "ADT Pulse." Select the "ADT Pulse" skill and then tap "Enable Skill."
4. **Sync ADT Pulse with Alexa.** A login window will appear and you'll be prompted to enter your ADT Pulse account login and password to sync your account with your Alexa device. This is required to connect Amazon Alexa with your ADT security system.
5. **Review Device Names in the Pulse web portal.** The exact name assigned to your ADT Pulse devices in the Pulse portal should be used when you give Alexa a command. Visit the ADT Pulse web portal at portal.adtpulse.com.

FOR MORE INFORMATION, VISIT ADT.COM/ALEXA

New Utterances

Below are the newest utterances available to our customers.



Alexa, ask ADT what is the temperature of my thermostat?



Alexa, ask ADT to set my mode to 'Out for the Day'.



Alexa, ask ADT to take a video clip from my Back Door Camera.



Alexa, ask ADT is the Front Door Lock battery low?

Common Utterances

Below are a few of the voice commands used to interact with their Alexa device and security system.



Alexa, ask ADT to arm my system stay.



Alexa, ask ADT to arm my system away.



Alexa, ask ADT to check the status of the security system.



Alexa, ask ADT to lock the Front Door Lock.



Alexa, ask ADT to unlock the Back Door Lock with PIN 1431.



Alexa, ask ADT to close the Garage Door.



Alexa, ask ADT to open the Garage Door with PIN 3159.



Alexa, ask ADT to turn on the Porch Light.

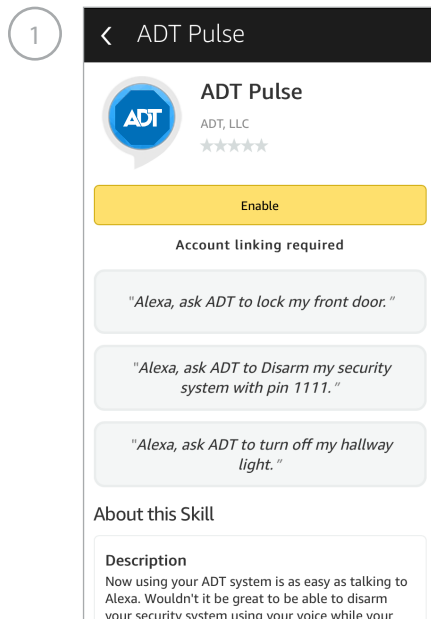


Alexa, ask ADT to turn off the Living Room Lamp.

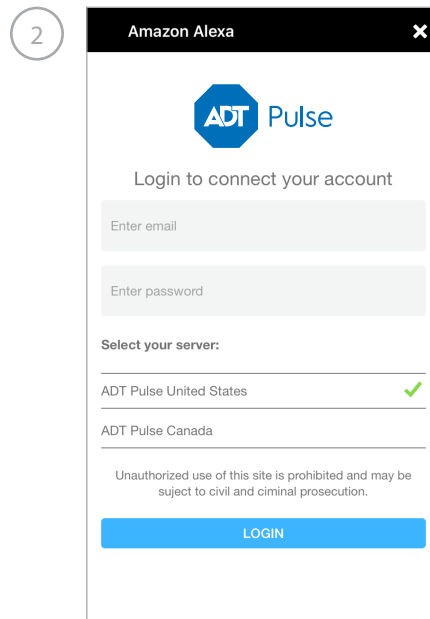
What Else Can Alexa Do?

- Order your favorite pizza without lifting a finger
- Listen to free music with Pandora, iHeartRadio, and TuneIn radio
- Use apps like Fitbit, Uber, and Twitter
- Listen to Kindle or other audio books
- Set up multiple timers and alarms so you are never late to work or miss that important appointment
- Track Amazon purchases
- Hear movie theater information
- Access Google calendar
- Connect a Bluetooth speaker to your Amazon device
- Get news, weather, sports, and traffic updates


Connect your ADT Pulse® system with Amazon Alexa app



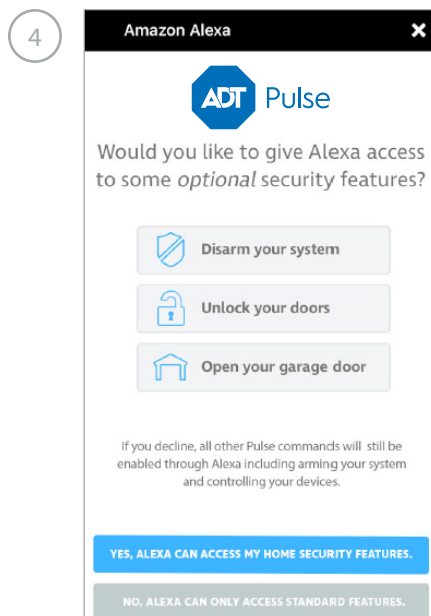
In the skills section, search for "ADT Pulse." Once the skill is found, tap "Enable Skill".



To sync your account, log in using your ADT Pulse email address and password.

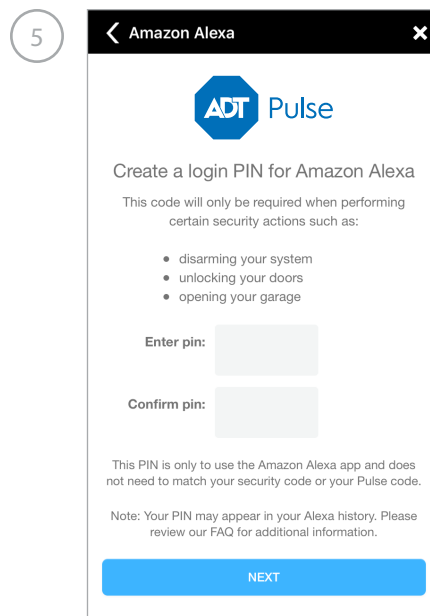


You will be shown a list of what types of devices can be controlled by Amazon Alexa. Tap "Next."




To disarm your security system and to unlock your doors select "Yes."

If you change your mind, disable and re-enable the skill and select "No."



If you have selected "Yes," you will be prompted to create a unique PIN for added security.



Congratulations!
Your ADT Pulse skill is now successfully linked.